

SERIES: CP40 | **DESCRIPTION:** 4.0 A PELTIER MODULE

FEATURES

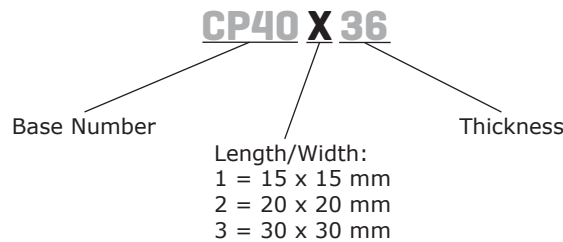
- solid state device
- small and lightweight
- precise temperature control
- quiet operation



MODEL	input voltage max (V)	input current max (A)	output Qmax ¹		output ΔTmax ²	
			T _h = 27°C (W)	T _h = 50°C (W)	T _h = 27°C (°C)	T _h = 50°C (°C)
CP40136	3.8	4	8.1	9.0	66	72
CP40236	8.6	4	18.7	21.8	66	72
CP40336	15.4	4	33.4	37.3	66	72

Notes: 1. maximum cooling capacity at I_{max}, V_{max} and ΔT=0°C
 2. maximum temperature difference at I_{max}, V_{max} and Q=0W (maximum parameters are measured in a vacuum)

PART NUMBER KEY

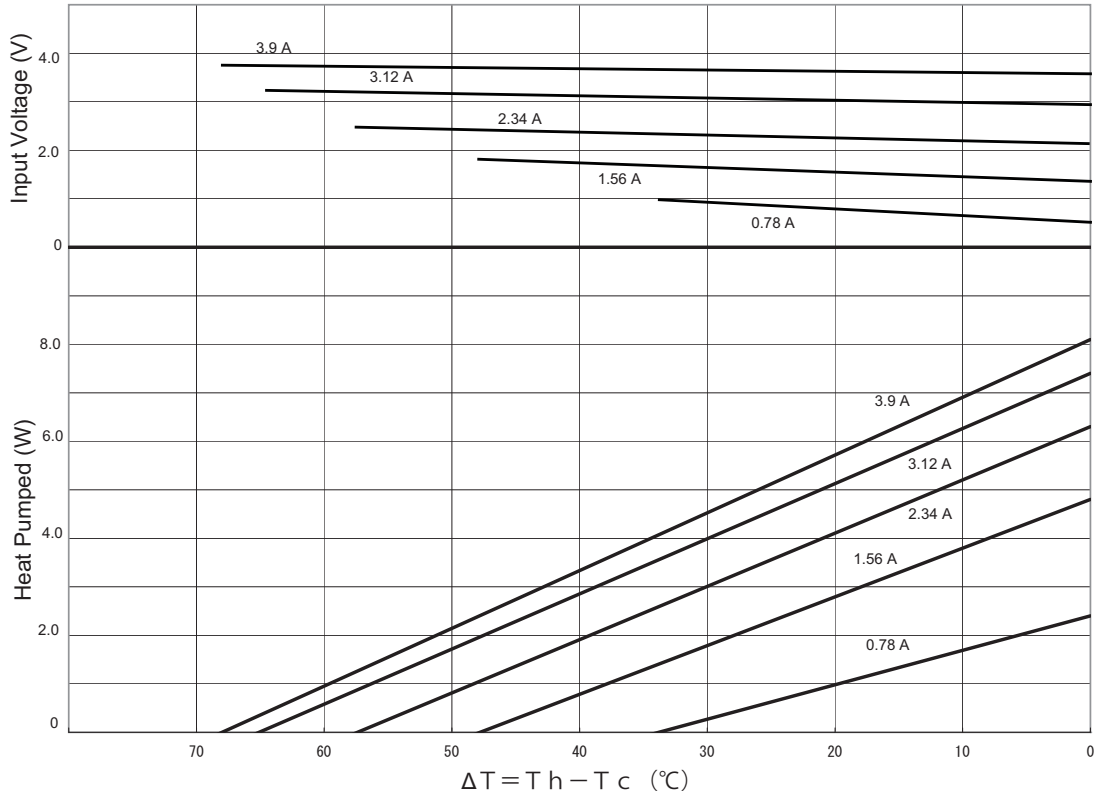


GENERAL

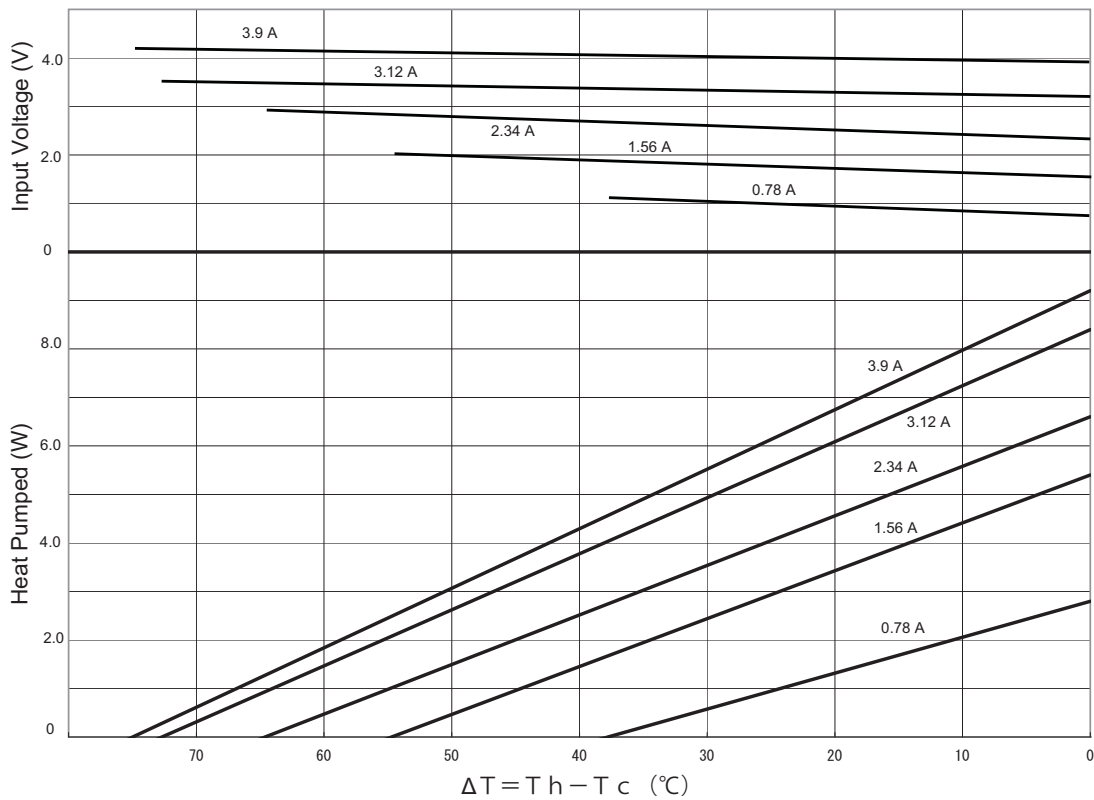
parameter	conditions/description	min	typ	max	units
internal resistance ³	CP40136	0.72	0.80	0.88	Ω
	CP40236	1.8	2.0	2.2	Ω
	CP40336	3.15	3.5	3.85	Ω
solder melting temperature	connection between thermoelectric pairs			138	°C
assembly compression				98.07	N/cm ²
				10	kgf/cm ²
hot side plate				80	°C
MTBF				200,000	hours

Notes: 3. measured by AC 4-terminal method at 25°C

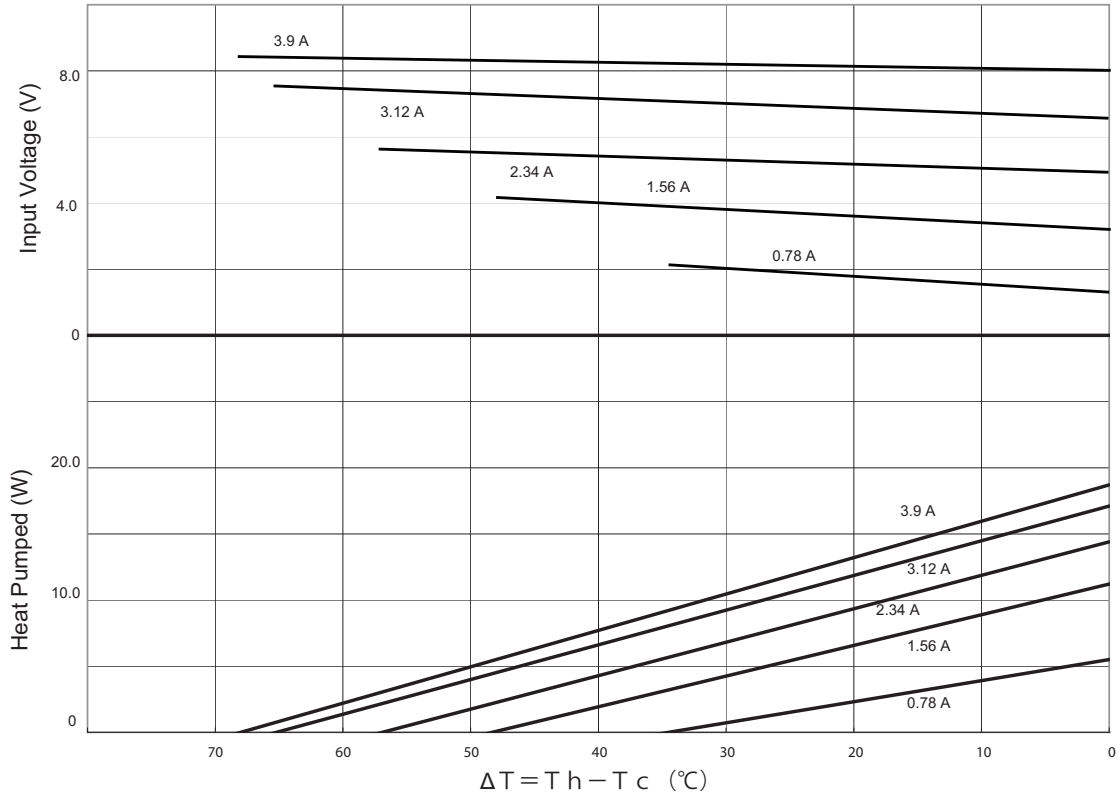
CP40136 PERFORMANCE (Th=27°C)



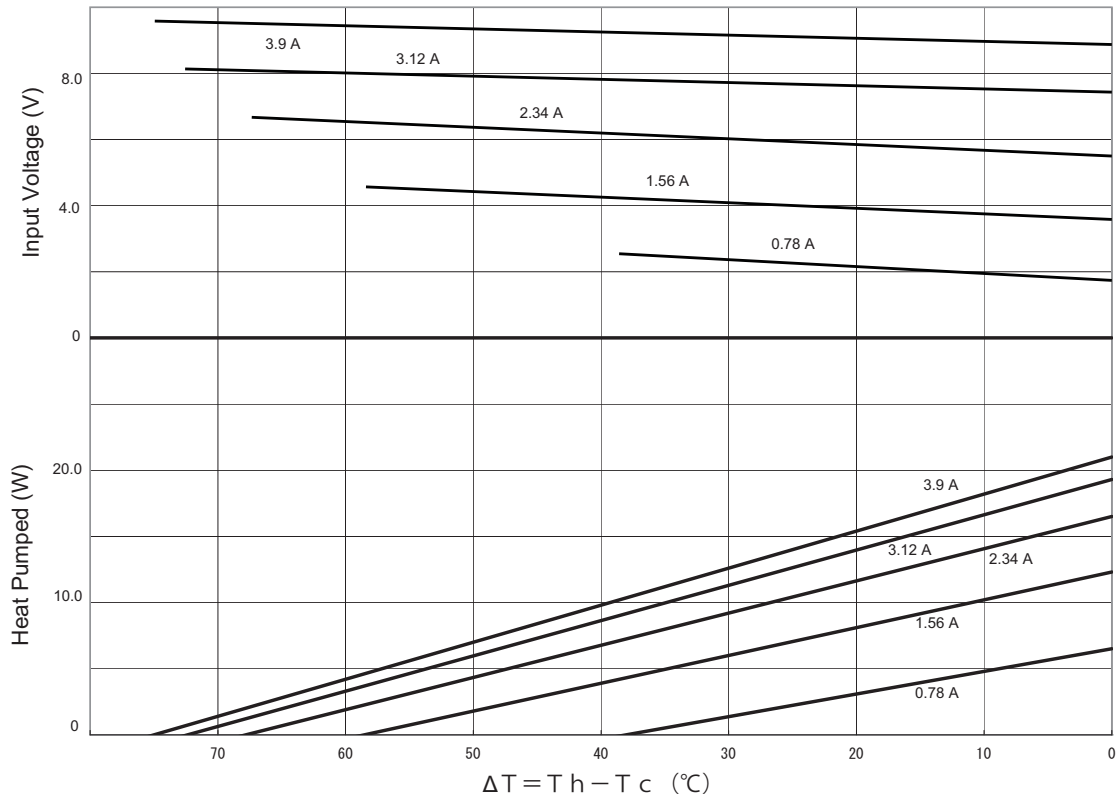
CP40136 PERFORMANCE (Th=50°C)



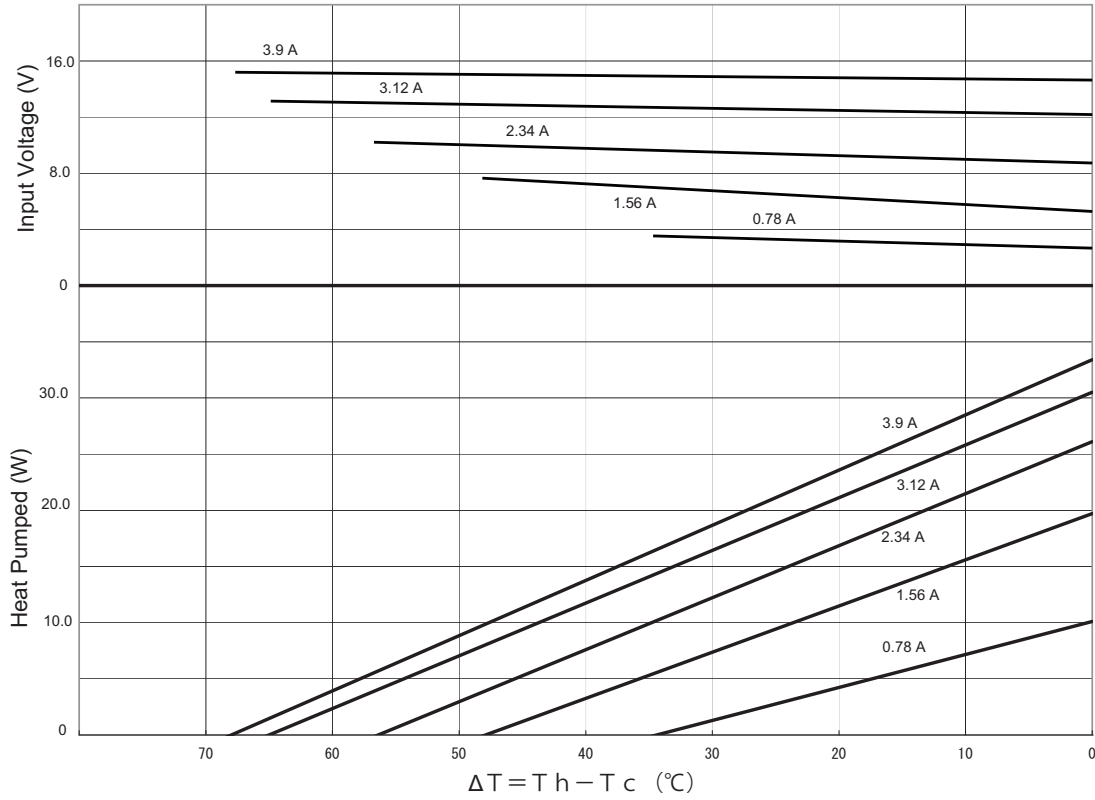
CP40236 PERFORMANCE (Th=27°C)



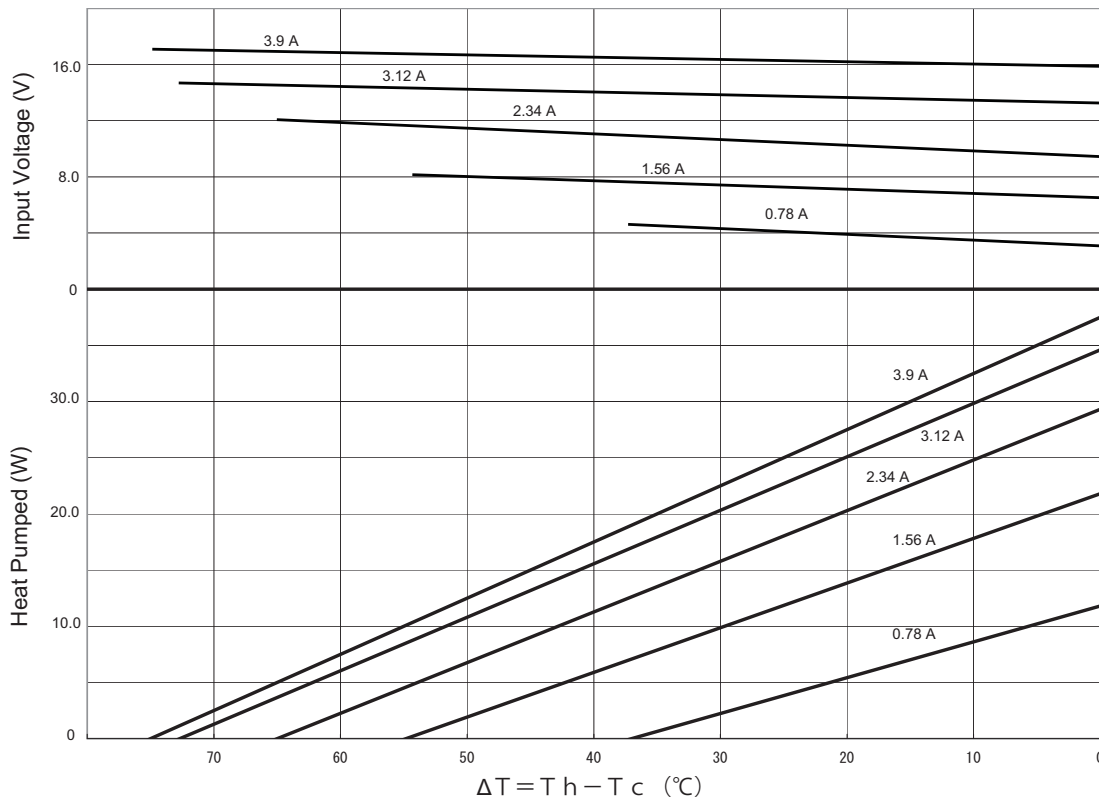
CP40236 PERFORMANCE (Th=50°C)



CP40336 PERFORMANCE (Th=27°C)

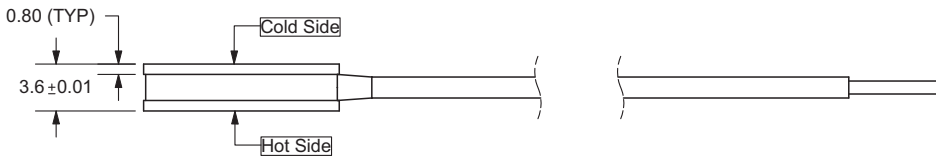


CP40336 PERFORMANCE (Th=50°C)

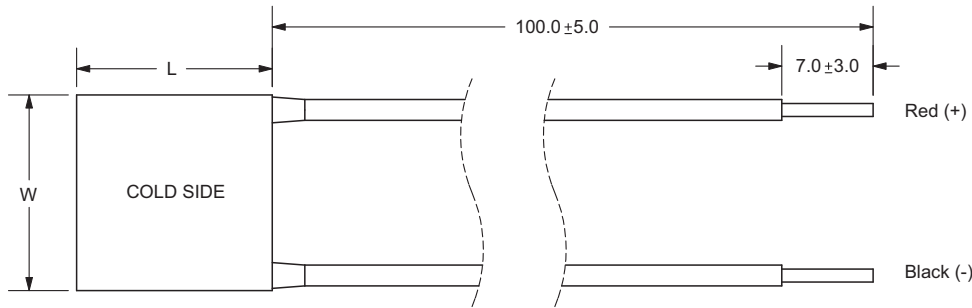
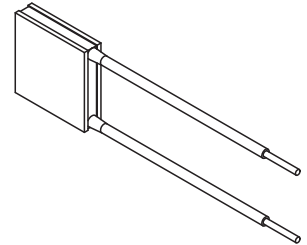


MECHANICAL DRAWING

units: mm



	MATERIAL	PLATING
ceramic plate	Al ₂ O ₃ (Alumina)	
sealer	silicon rubber RTV	
lead wire	UL1430 (22AWG)	tin
joint cover	silicon rubber RTV	



MODEL	LENGTH x WIDTH (mm)
CP40136	15 x 15 ± 0.3
CP40236	20 x 20 ± 0.3
CP40336	30 x 30 ± 0.3

REVISION HISTORY

rev.	description	date
1.0	initial release	09/03/2009
1.01	applied new template	05/08/2012

The revision history provided is for informational purposes only and is believed to be accurate.



Headquarters
20050 SW 112th Ave.
Tualatin, OR 97062
800.275.4899

Fax 503.612.2383
cui.com
techsupport@cui.com

CUI offers a one (1) year limited warranty. Complete warranty information is listed on our website.

CUI reserves the right to make changes to the product at any time without notice. Information provided by CUI is believed to be accurate and reliable. However, no responsibility is assumed by CUI for its use, nor for any infringements of patents or other rights of third parties which may result from its use.

CUI products are not authorized or warranted for use as critical components in equipment that requires an extremely high level of reliability. A critical component is any component of a life support device or system whose failure to perform can be reasonably expected to cause the failure of the life support device or system, or to affect its safety or effectiveness.